

**Technical Information**

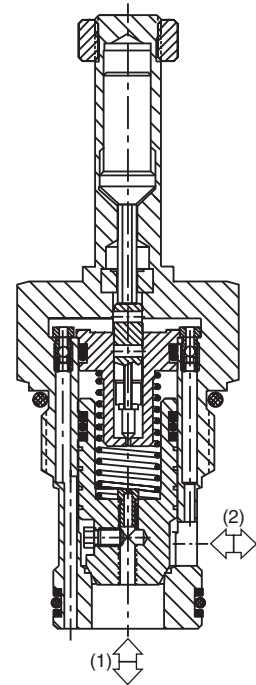
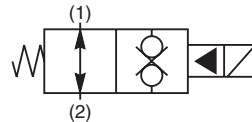
- CV** Check Valves
- SH** Shuttle Valves
- LM** Load/Motor Controls
- FC** Flow Controls
- PC** Pressure Controls
- LE** Logic Elements
- DC** Directional Controls
- MV** Manual Valves
- SV** Solenoid Valves
- PV** Proportional Valves
- CE** Coils & Electronics
- BC** Bodies & Cavities
- TD** Technical Data

**General Description**

2-Way, 2 Position, Normally Open, Bi-Directional Poppet Valve. For additional information see Technical Tips on pages SV1-SV6.

**Features**

- Built-in thermal relief set at 36 Bar (500 PSI) above rated pressure
- One piece cartridge housing ensures internal concentricity
- Coil: Waterproof, hermetically sealed, requires no O’Rings; Coil is interchangeable with 02 and 04 series poppet valves; Symmetrical coil can be reversed without affecting performance.

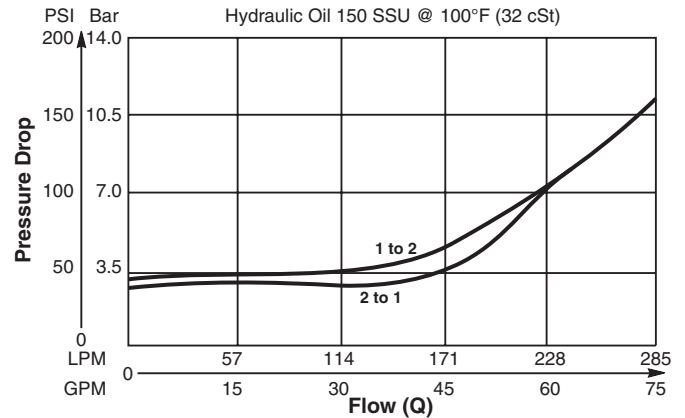


**Specifications**

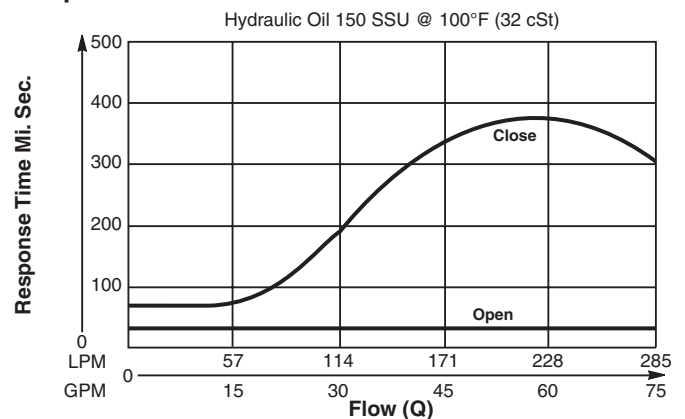
<b>Rated Flow (At 70 PSI ΔP)</b>	190 LPM (50 GPM)
<b>Maximum Inlet Pressure</b>	<b>85</b> 210 Bar (3000 PSI) <b>86</b> 350 Bar (5000 PSI)
<b>Leakage at 150 SSU (32 cSt)</b>	5 drops/min. (.33 cc/min.)
<b>Minimum Operating Voltage</b>	85% of rated voltage at 20°C (72°F).
<b>Response Time</b>	See Performance Curves
<b>Cartridge Material</b>	All parts steel. All operating parts hardened steel.
<b>Operating Temp. Range/Seals</b>	-40°C to +93.3°C (Nitrile) (-40°F to +200°F) -31.7°C to +121.1°C (Fluorocarbon) (-25°F to +250°F)
<b>Fluid Compatibility/ Viscosity</b>	Mineral-based or synthetic with lubricating properties at viscosities of 45 to 2000 SSU (6 to 420 cSt)
<b>Filtration</b>	ISO Code 16/13, SAE Class 4 or better
<b>Approx. Weight</b>	0.4 kg (.88 lbs.)
<b>Cavity</b>	C16-2 (See BC Section for more details)

**Performance Curves**

**Pressure Drop vs. Flow (Through cartridge only)**

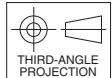
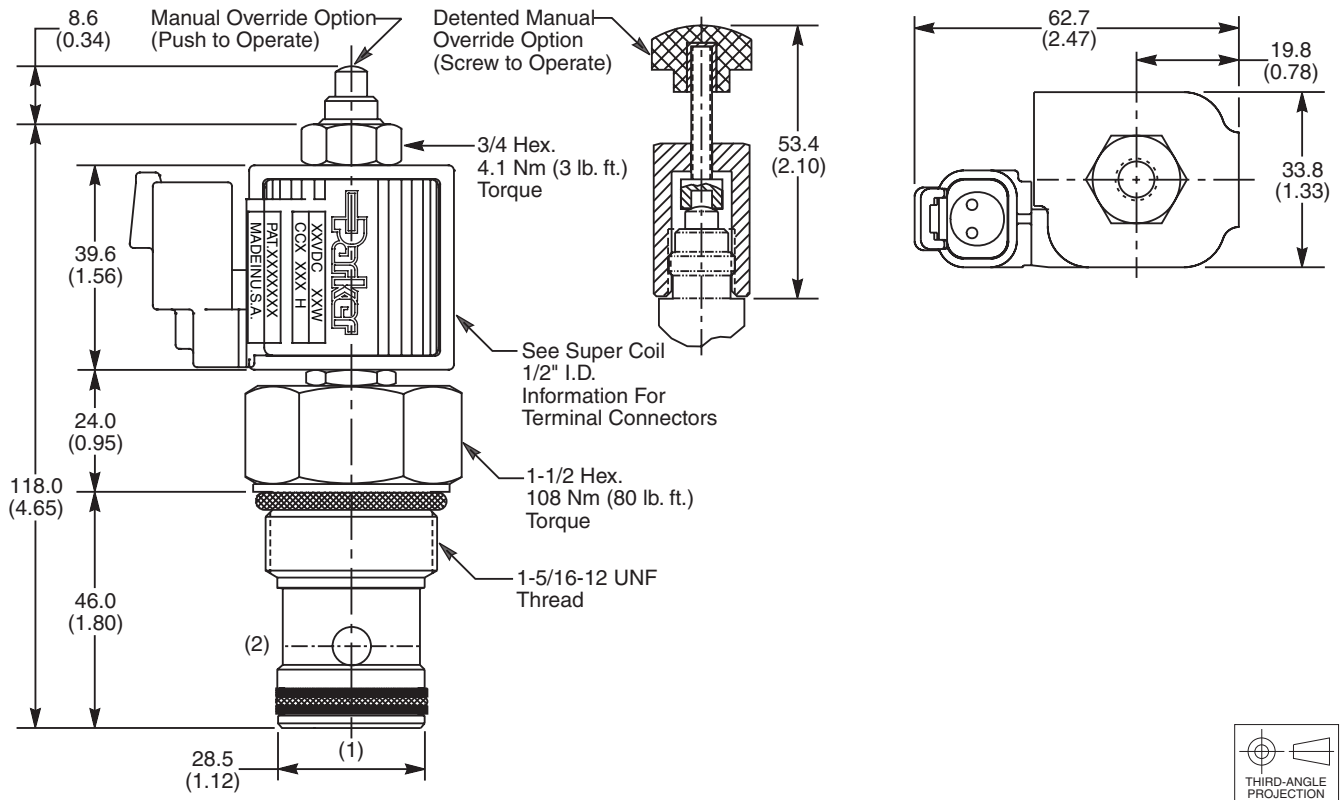


**Response Time vs. Flow**

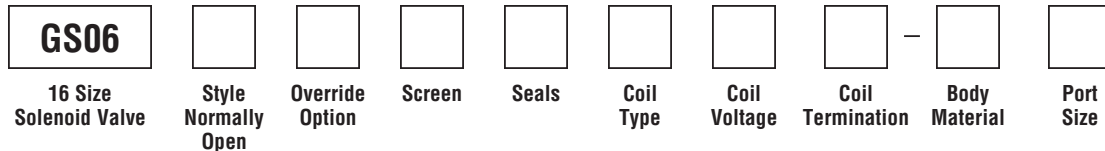


Technical Information

Dimensions Millimeters (Inches)



Ordering Information



Code	Style
85	Standard ('SS' Coil)
86	High Pressure ('SP' Coil)

Code	Override Options
0	None
1	Manual Override
2	Detented Part No. 900690

Code	Screen
0	None

Code	Seals / Kit No.
N	Nitrile / Buna-N (Std.) (SK30089N-1)
V	Fluorocarbon / (SK30089V-1)

Code	Coil Type
Omit	Without Coil
SS	Super Coil - 14 Watts
SP	Super Coil - 19 Watts

Code	Coil Voltage
Omit	Without Coil
D012	12 VDC
D024	24 VDC
A120	120 VAC, 60/50 Hz
A240	240 VAC, 60/50 Hz*

\*22 Watts

Code	Coil Termination
Omit	Without Coil
C	Conduit With Leads
D	DIN Plug Face
A	Amp Jr. Timer*
S	Dual Spade*
L	Dual Lead Wire*
LS	Sealed Lead Wire*
H	Molded Deutsch*

See Super Coil 1/2" I.D.  
\*DC Only

Code	Body Material
Omit	Steel
A	Aluminum

Code	Port Size	Body Part No.
Omit	Cartridge Only	
16T	SAE-16	(B16-2-*16T)
16B	1" BSPG	(B16-2-16B)†

\* Add "A" for aluminum, omit for steel.  
† Steel body only.

- CV Check Valves
- SH Shuttle Valves
- LM Load/Motor Controls
- FC Flow Controls
- PC Pressure Controls
- LE Logic Elements
- DC Directional Controls
- MV Manual Valves
- SV Solenoid Valves
- PV Proportional Valves
- CE Coils & Electronics
- BC Bodies & Cavities
- TD Technical Data